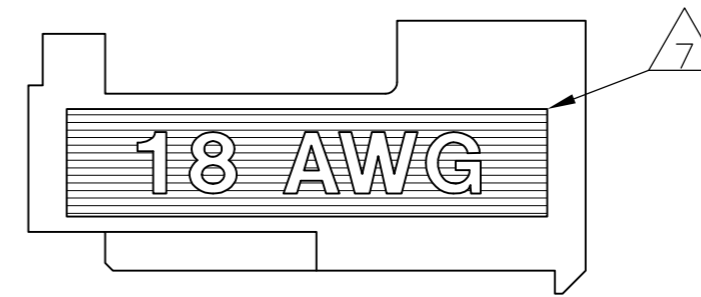
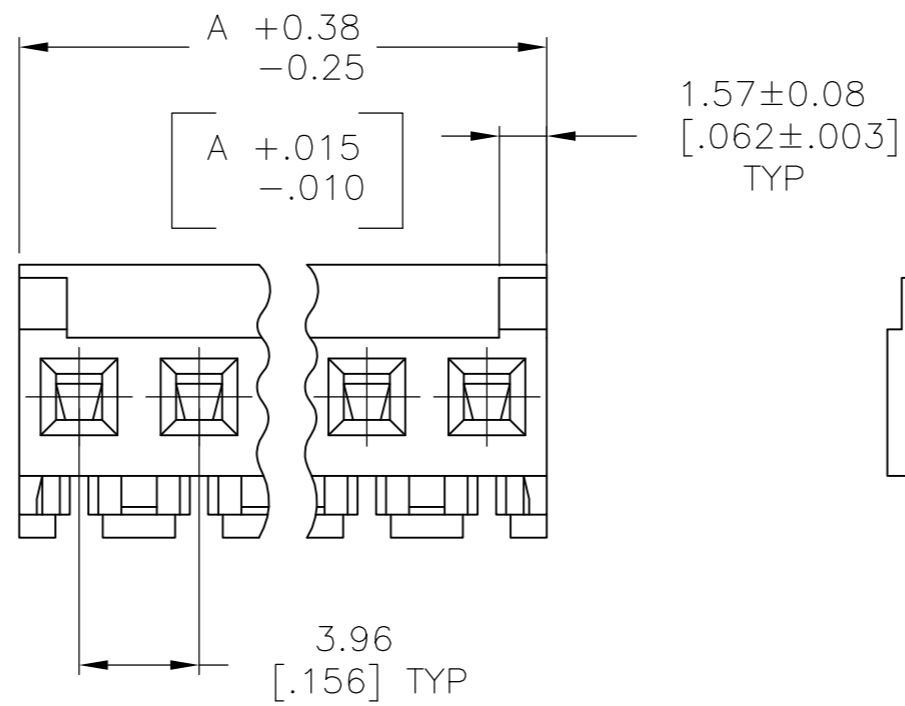
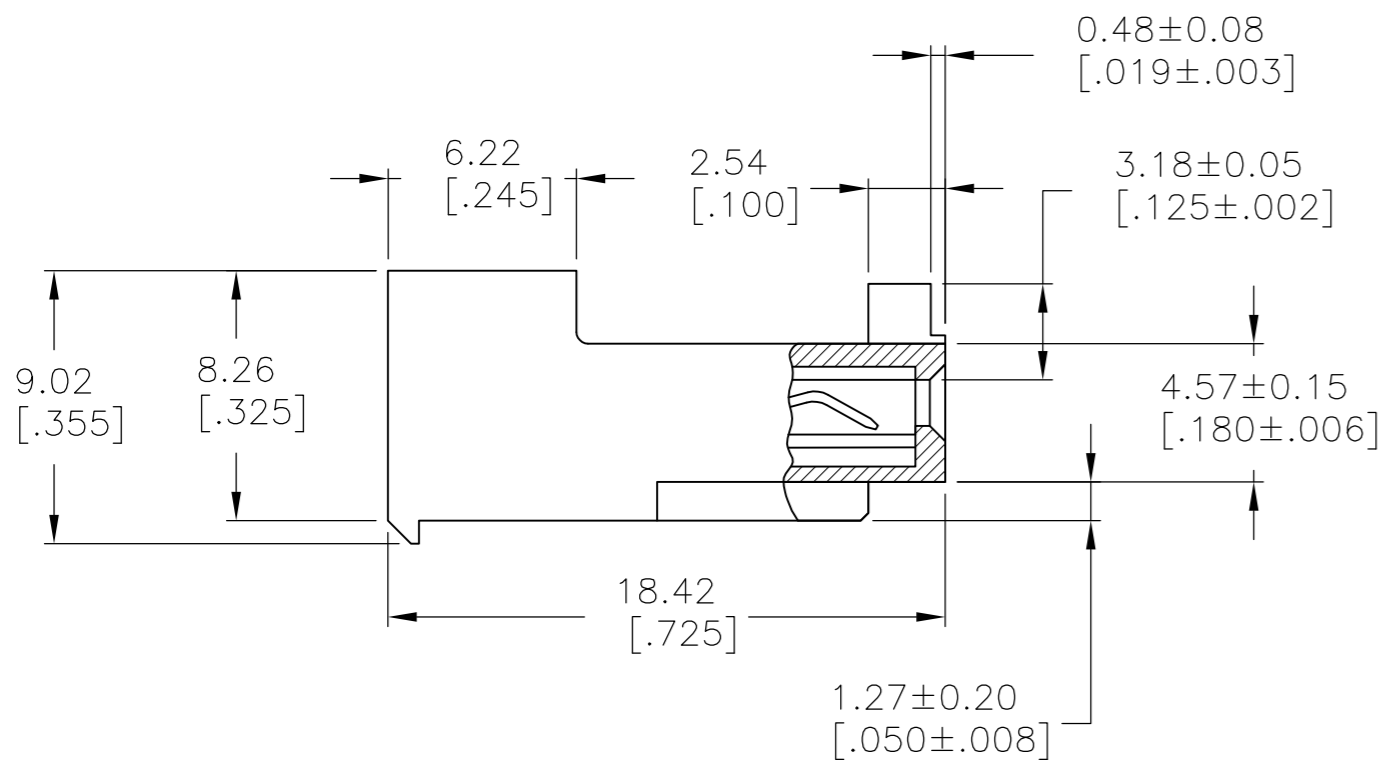
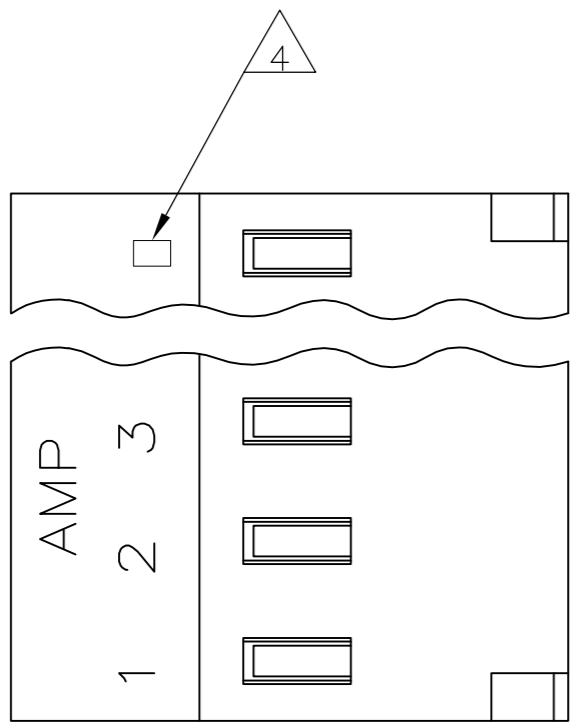


THIS DRAWING IS UNPUBLISHED. RELEASED FOR PUBLICATION  
 © COPYRIGHT BY TYCO ELECTRONICS CORPORATION. ALL RIGHTS RESERVED.

LOC	DIST	REVISIONS					
CM	54	P	LTR	DESCRIPTION	DATE	DWN	APVD
		F		ECO-07-01288	22JUN07	KW	DB



47.55 [1.872]	12	4-644082-2
43.59 [1.716]	11	4-644082-1
39.62 [1.560]	10	4-644082-0
35.66 [1.404]	9	3-644082-9
31.70 [1.248]	8	3-644082-8
27.74 [1.092]	7	3-644082-7
23.77 [.936]	6	3-644082-6
19.81 [.780]	5	3-644082-5
15.85 [.624]	4	3-644082-4
11.89 [.468]	3	3-644082-3
7.92 [.312]	2	3-644082-2
47.55 [1.872]	12	1-644082-2
43.59 [1.716]	11	1-644082-1
39.62 [1.560]	10	1-644082-0
35.66 [1.404]	9	644082-9
31.70 [1.248]	8	644082-8
27.74 [1.092]	7	644082-7
23.77 [.936]	6	644082-6
19.81 [.780]	5	644082-5
15.85 [.624]	4	644082-4
11.89 [.468]	3	644082-3
7.92 [.312]	2	644082-2
DIM A	NO OF CIRCUITS	PART NO

1 MATERIAL: CONNECTOR - NYLON UL94V-0 (BLACK).  
 CONTACTS - 0.30 [.012] THICK COPPER ALLOY (BRIGHT-TIN-LEAD 0.00203 [.000080] MIN THICK FOR CONTACTS 644082-2 THRU 1-644082-2, MATTE WHISKER MITIGATED TIN 0.00203 [.000080] MIN THICK FOR 3-644082-2 THRU 4-644082-2)

2. CONTACTS ACCEPT 18 AWG WIRE WITH 2.41 [.095] MAX INSULATION DIAMETER.  
 3. CONTACTS MUST ACCEPT 1.14±0.03 [.0459±.001] SQUARE POST AND REMAIN LOCKED IN POSITION.

4 IDENTIFICATION NUMBER FOR LAST CIRCUIT MAY NOT APPEAR ON ALL ASSEMBLIES.

5. DIMENSIONS IN BRACKETS ARE IN INCHES.

6. HOUSING FEATURES ARE: CLOSED END WITHOUT LOCKING RAMP AND WITH POLARIZING TAB.

7 WIRE GAUGE IDENTIFICATION.

METRIC

THIS DRAWING IS A CONTROLLED DOCUMENT.

DWN S.JAMES 18APR86	Tyco Electronics Corporation Harrisburg, Pa 17105-3608				
CHK D.WORTHINGTON 22APR86					
APVD K.GASTCROCK 23APR86					
PRODUCT SPEC 108-1051					
APPLICATION SPEC 114-1020	NAME MTA-156 CONNECTOR ASSEMBLY, 18 AWG, UL94V-0, SPECIAL				
MATERIAL 1	FINISH 1	SIZE A2	CAGE CODE 00779	DRAWING NO C=644082	RESTRICTED TO -
CUSTOMER DRAWING			SCALE 4:1	SHEET 1 OF 1	REV F